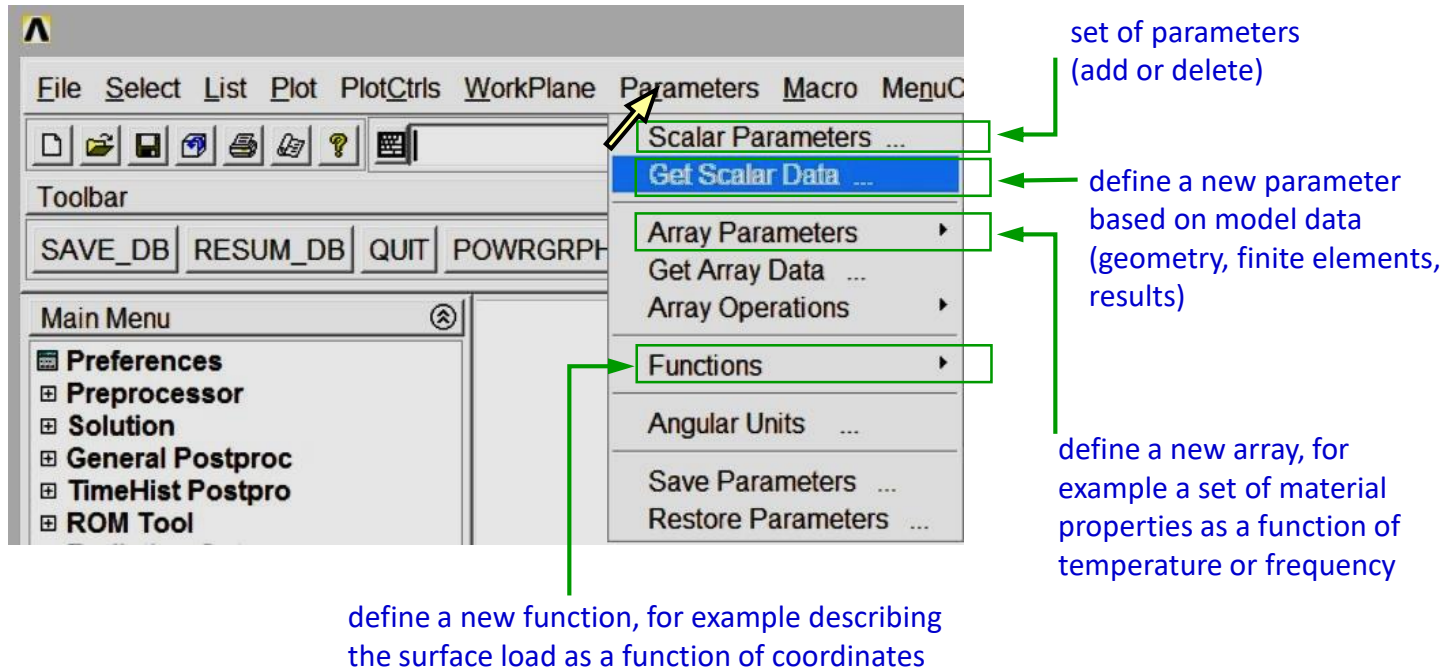


Parameters



Comments

Parameters are used mainly if the FE model is saved as a text file written in Ansys Parametric Design Language (APDL) . The scope of this menu is very wide.

Clear and start a new database

Utility Menu > File > Clear & Start New > Do not Read File > OK > CLEAR ... EXECUTED? > Yes
 Utility Menu > Plot > Replot

Create a rectangle

Main Menu > Preprocessor > Modeling > Create > Areas > Rectangle > By Dimensions

X1, X2 → 0, 20
 Y1, Y2 → 0, 10 → OK (Fig. 1)




Fig. 1

Get the highest keypoint number

Utility Menu > Parameters > Get Scalar Data ... > Model Data > For selected set → OK (Fig 2)
 Current KP set > Highest KP num > K → OK (Fig. 3)

Check parameters

Utility Menu > Parameters > Scalar Parameters (Fig. 4)

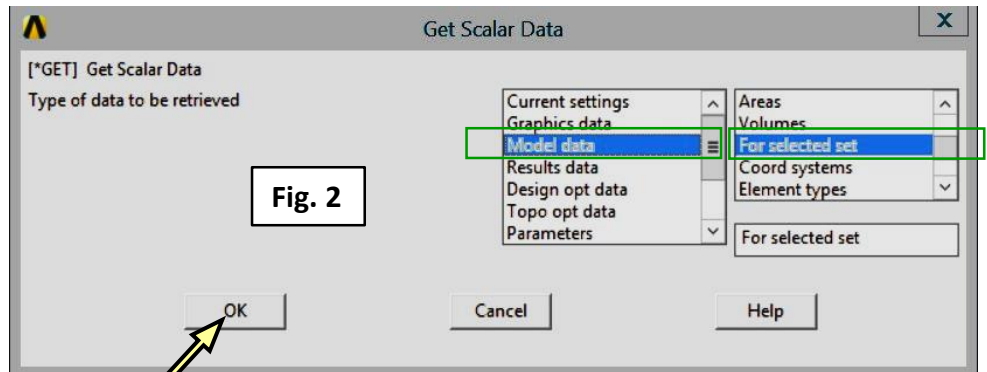


Fig. 2

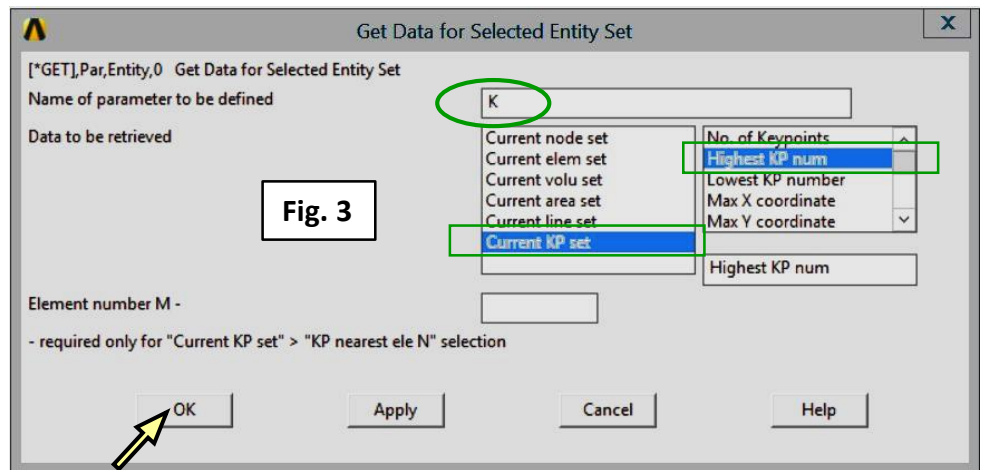


Fig. 3

Comment

If the model is changed (for example, a second rectangle is created), the K value will not be updated. K = 4 (4th keypoint).

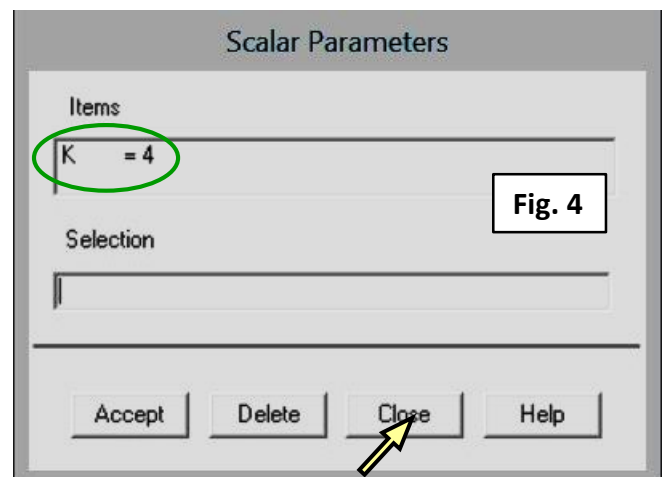


Fig. 4